

Changes since the last edition

Bus 26

Times and city centre route changed to serve Piccadilly Gardens with Monday to Saturday daytime journeys running every 30 minutes.

Bus 34



Renumbered X34 and city centre route changed. Monday to Saturday daytime journeys introduced. Bus X34 is shown on a separate Bus Times leaflet

www.firstgroup.com



BusTimes

26

  Easy access on some buses

Timetable and route plan for buses serving

**Leigh
Astley
Boothstown
Worsley
Swinton
Pendleton
Manchester**

If you have any problems with First services or suggestions to improve them, call our CareLine...

CareLine

08457-88 11 55

between 9am & 6pm Monday to Friday
Calls charged at local rates

If you want public transport information on the telephone...



traveline
public transport info
0870 608 2 608



local • national

7am – 8pm
Mondays
to Fridays

8am – 8pm
Saturdays
& Sundays
and Public
Holidays



textphone users ring
0870 241 2216

See inside for further information

*GMPTe is funded by
Greater Manchester Passenger Transport Authority*



9 Portland Street
Piccadilly Gardens
Manchester
M60 1HX
Telephone 0161-242 6000
Facsimile 0161-228 3291




GMPTe

Starting from
29 January 2006

Further information

Information services



 Textphone users should ring:
0870 241 2216 national call rate

Lines open: **Mon to Fri 7am to 8pm**
Sat & Sun 8am to 8pm

Provided by *GMPTe* and *System One Travel*.

• **To request information in large print, Braille or on tape, ring 0870 608 2 608**

• To ask for timetables to be sent to you
0161-242 6040 24 hour answerphone

• Find a summary of service changes on our Teletext page, updated weekly.



On ITV p164

Also available as a leaflet from
Travelshops.

• Visit our Web Site
<http://www.gmpte.com>

Using this timetable

Timetable pages show the direction that buses travel, the bus number and the days of the week that the journeys run.

Main places along the route are shown on the left, followed by the times that buses reach those places.

Where no time is shown, the bus does not pass that place on that journey.

Check any symbols which are shown and the meanings at the bottom of the page.

Timetables use the 24 hour clock.

A route plan is also included in this leaflet.



Tickets and information
for bus, train and tram.

Come and talk to us about our services
to help you plan your journeys
for work and pleasure.



Opening times of Travelshops
in the area covered by this leaflet

Leigh Bus Station

Mon 1030 to 1315 and 1400 to 1800
Tue to Thur 0830 to 1315 and 1400 to 1600
Fri 0730 to 1115 and 1200 to 1500
Sat 0830 to 1315 and 1400 to 1600
Sun* Closed

Manchester Piccadilly Plaza

Mon to Sat 0700 to 1800
Sun* 1000 to 1800

Manchester Shudehill Interchange

Mon to Fri 0700 to 1930
Sat 0800 to 1930
Sun* 1000 to 1800

*Including public holidays

Using the 24 hour clock

Times are shown as a four figure number. The first two are the hour and the last two are the minutes. Use this converter to find the am and pm times:

24 hour	12 hour	24 hour	12 hour
0500	... 5 am	1700	... 5 pm
0800	... 8 am	2000	... 8 pm

Examples: 0813 is 13 minutes past 8 am
1737 is 37 minutes past 5 pm.

Leigh — Astley — Boothstown — Manchester

Limited Stop 26

Mondays to Fridays

Leigh , Bus Station	0541	0607	0632	0652	0710	0735	0812	0857	0927		1457	1527	1557	1627	1657	1727	1757
Astley, St Mary's RC High School	0553	0619	0644	0704	0722	0747	0824	0909	0939	and	1509	1540	1610	1640	1710	1740	1809
Boothstown, Simpson Road	0559	0625	0650	0710	0729	0754	0831	0915	0945	every	1515	1547	1617	1647	1717	1747	1815
Worsley, Court House	0604	0631	0656	0722	0742	0807	0844	0921	0951	30	1521	1554	1624	1654	1724	1754	1821
Swinton, Partington Lane	0610	0638	0704	0731	0752	0817	0854	0928	0958	minutes	1528	1602	1632	1702	1732	1802	1828
Pendleton Church	0618	0648	0716	0744	0807	0832	0909	0937	1007	until	1537	1613	1643	1713	1743	1813	1837
Manchester , Piccadilly Gardens	0632	0702	0732	0802	0830	0855	0932	0954	1024		1554	1632	1702	1732	1802	1832	1854

Leigh , Bus Station	1827	1905	2005	2105	2205	2305
Astley, St Mary's RC High School	1839	1917	2017	2117	2217	2317
Boothstown, Simpson Road	1845	1923	2023	2123	2223	2323
Worsley, Court House	1851	1928	2028	2128	2228	2328
Swinton, Partington Lane	1858	1934	2034	2134	2234	2334
Pendleton Church	1907	1942	2042	2142	2242	2342
Manchester , Piccadilly Gardens	1924	1956	2056	2156	2256	2356

Bus 26 does not use every bus stop along the route. Please see the list of bus stops on the route plan for details.

– Journey provided with the financial support of Greater Manchester Passenger Transport Authority.

Connection points: – Bus – Tram

– The bus used on this journey is of a new design. It has a low floor and no steps at the entrance, which makes getting on and off easier. Pushchairs and wheelchairs can be rolled straight on and do not need to be folded up once inside the bus.

Continues after route plan

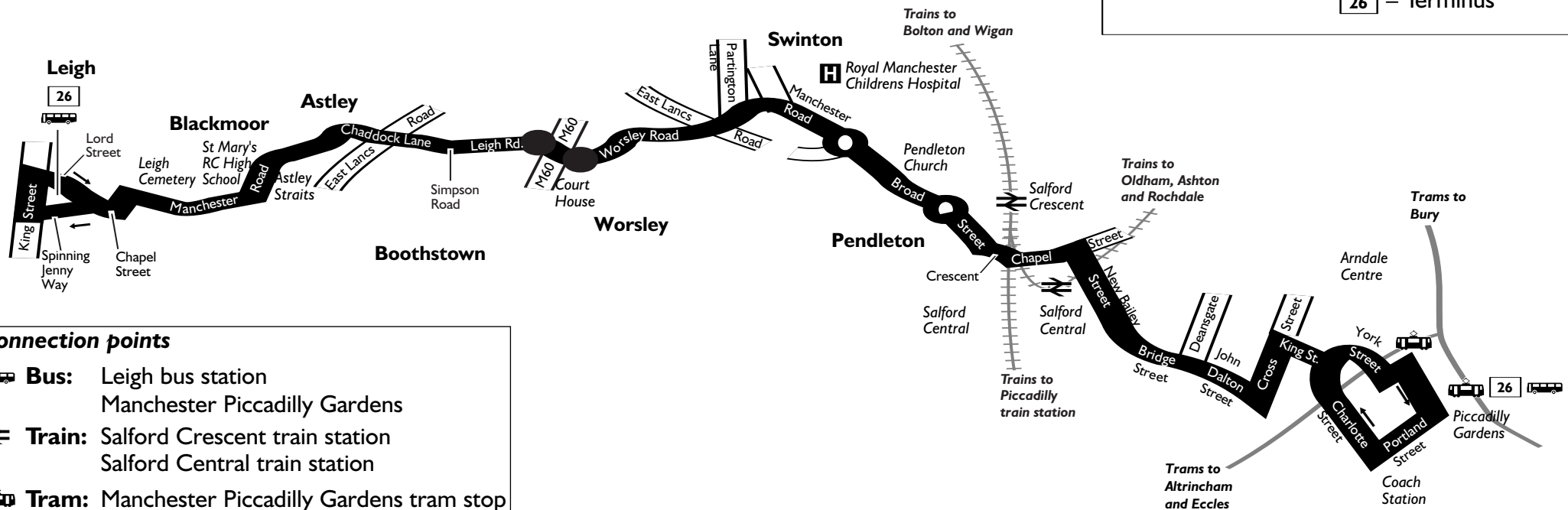
Stopping places

Bus 26

All bus stops between Leigh and Boothstown, Chaddock Lane then at:
 Boothstown, Simpson Road
 Booths Hall Road
 Ellenbrook Road
 Boothsbank Road
 Worsley Hall Garden Centre
 West Lodge
 Leigh Road/Walkden Road
 Worsley Church
 Worsley Court House
 Woodstock Drive
 Greenleach Lane
 Ringlow Park Road
 Moorside Road
 Houghton Lane

Folly Lane
 Partington Lane
 Eccles Road
 Swinton, Old Market Place
 Victoria Park
 Hospital Road
 Westlands/Westwood Drive
 Pendleton Church
 Frederick Road
 Salford University
 Adelphi Street
 Salford Education Offices
 Salford Central train station
 then all stops to/from:
 Manchester, Piccadilly Gardens

KEY			
	– Bus route		– Bus station/main connection point
	– Train line		– Train station
	– Tram line		– Tram stop
	– Direction of travel		– Hospital
	– Terminus		



Connection points

- Bus:** Leigh bus station
Manchester Piccadilly Gardens
- Train:** Salford Crescent train station
Salford Central train station
- Tram:** Manchester Piccadilly Gardens tram stop
Manchester Mosley Street tram stop

The buses in this timetable are run by:

First Manchester

Wallshaw Street
 Oldham
 OLI 3TR
 Telephone 0161-627 2929














Printed on paper made using pulp from fully sustainable, responsibly managed forestation, which is bleached without using elemental chlorine. It has been awarded the Nordic Swan certificate, complying with stringent controls of production processes, effluent discharge and environmental impact.

! Every care has been taken to ensure the accuracy of details in this publication; details were correct at time of going to print
 © GMPTE INFORMATION 2005.
 © LA08900L.















Leigh — Astley — Boothstown — Manchester

Limited Stop 26


Saturdays

									
Leigh, Bus Station 	0657	0727		1827	1905	2005	2105	2205	2305
Astley, St Mary's RC High School	0709	0739	and	1839	1917	2017	2117	2217	2317
Boothstown, Simpson Road	0715	0745	every	1845	1923	2023	2123	2223	2323
Worsley, Court House	0721	0751	30	1851	1928	2028	2128	2228	2328
Swinton, Partington Lane	0728	0758	minutes	1858	1934	2034	2134	2234	2334
Pendleton Church	0737	0807	until	1907	1942	2042	2142	2242	2342
Manchester , Piccadilly Gardens  	0754	0824		1924	1956	2056	2156	2256	2356

Sundays and Public Holidays*


								
								
Leigh, Bus Station 	0805		1805	1905	2005	2105	2205	2305
Astley, St Mary's RC High School	0817	and	1817	1917	2017	2117	2217	2317
Boothstown, Simpson Road	0823	every	1823	1923	2023	2123	2223	2323
Worsley, Court House	0828	hour	1828	1928	2028	2128	2228	2328
Swinton, Partington Lane	0834	until	1834	1934	2034	2134	2234	2334
Pendleton Church	0842		1842	1942	2042	2142	2242	2342
Manchester , Piccadilly Gardens  	0856		1856	1956	2056	2156	2256	2356

Bus 26 does not use every bus stop along the route. Please see the list of bus stops on the route plan for details.

 – Journey provided with the financial support of Greater Manchester Passenger Transport Authority.

* – For details of buses during Christmas and New Year, please telephone 0870 608 2 608.

Connection points:  – Bus  – Tram

 – The bus used on this journey is of a new design. It has a low floor and no steps at the entrance, which makes getting on and off easier. Pushchairs and wheelchairs can be rolled straight on and do not need to be folded up once inside the bus.

Manchester — Boothstown — Astley — Leigh

Limited Stop 26

Mondays to Fridays

Manchester, Piccadilly Gardens	0605	0630	0707	0737	0807	0837		1507	1537	1607	1637	1707	1737	1807	1837	1907	2005	
Pendleton Church	0622	0647	0724	0754	0824	0854	and	1524	1557	1630	1703	1733	1800	1827	1854	1921	2019	
Swinton, Partington Lane	0632	0657	0734	0804	0834	0904	every	1534	1609	1643	1718	1748	1813	1839	1904	1930	2028	
Worsley, Court House	0639	0704	0741	0811	0841	0911	30	1541	1616	1651	1726	1756	1821	1846	1911	1934	2032	
Boothstown, Simpson Road	0646	0711	0748	0818	0848	0918	minutes	1548	1623	1658	1733	1803	1828	1853	1918	1939	2037	
Astley, St Mary's RC High School	0654	0719	0756	0826	0856	0926	until	1556	1631	1706	1741	1811	1836	1901	1926	1948	2046	
Leigh, Bus Station	0705	0730	0807	0837	0907	0937		1607	1642	1717	1752	1822	1847	1912	1937	1959	2057	

Manchester, Piccadilly Gardens	2105	2205	2305
Pendleton Church	2119	2219	2319
Swinton, Partington Lane	2128	2228	2328
Worsley, Court House	2132	2232	2332
Boothstown, Simpson Road	2137	2237	2337
Astley, St Mary's RC High School	2146	2246	2346
Leigh, Bus Station	2157	2257	2357

Bus 26 does not use every bus stop along the route. Please see the list of bus stops on the route plan for details.

– Journey provided with the financial support of Greater Manchester Passenger Transport Authority.

Connection points: – Bus – Tram

– The bus used on this journey is of a new design. It has a low floor and no steps at the entrance, which makes getting on and off easier. Pushchairs and wheelchairs can be rolled straight on and do not need to be folded up once inside the bus.

Manchester — Boothstown — Astley — Leigh

Limited Stop 26

Saturdays

Manchester, Piccadilly Gardens	0700	0730	0807	0837		1837	1907	2005	2105	2205	2305
Pendleton Church	0712	0742	0824	0854	and	1854	1921	2019	2119	2219	2319
Swinton, Partington Lane	0722	0752	0834	0904	every	1904	1930	2028	2128	2228	2328
Worsley, Court House	0726	0756	0841	0911	30	1911	1934	2032	2132	2232	2332
Boothstown, Simpson Road	0731	0801	0848	0918	minutes	1918	1939	2037	2137	2237	2337
Astley, St Mary's RC High School	0740	0810	0856	0926	until	1926	1948	2046	2146	2246	2346
Leigh, Bus Station	0752	0822	0907	0937		1937	1959	2057	2157	2257	2357

Sundays and Public Holidays*

Manchester, Piccadilly Gardens	0805		1905	2005	2105	2205	2305
Pendleton Church	0819	and	1919	2019	2119	2219	2319
Swinton, Partington Lane	0828	every	1928	2028	2128	2228	2328
Worsley, Court House	0832	hour	1932	2032	2132	2232	2332
Boothstown, Simpson Road	0827	until	1937	2037	2137	2237	2337
Astley, St Mary's RC High School	0846		1946	2046	2146	2246	2346
Leigh, Bus Station	0857		1957	2057	2157	2257	2357

Bus 26 does not use every bus stop along the route. Please see the list of bus stops towards the end of this leaflet for details.

– Journey provided with the financial support of Greater Manchester Passenger Transport Authority.

* – For details of buses during Christmas and New Year, please telephone 0870 608 2 608.

Connection points: – Bus – Tram

– The bus used on this journey is of a new design. It has a low floor and no steps at the entrance, which makes getting on and off easier. Pushchairs and wheelchairs can be rolled straight on and do not need to be folded up once inside the bus.