



BusTimes

Changes since the last edition

Bus 26

Route changed to serve Shudehill Interchange instead of Piccadilly Gardens in Manchester city centre. Minor changes to times.

If you have any problems with First services or suggestions to improve them, call our CareLine...

CareLine

08457-88 11 55

between 9am & 6pm Monday to Friday
Calls charged at local rates



traveline
public transport info
0870 608 2 608

7am - 8pm Mon to Fri • 8am - 8pm Sat, Sun & Public Hols

www.gmpte.com

Published by **GMPTÉ Information**
2 Piccadilly Place, Manchester, M1 3BG • 0161 244 1000
25952-G26-7000-0207

Bus Number

26



Easy access
on all buses

Serving

**Leigh
Astley
Boothstown
Worsley
Swinton
Pendleton
Manchester**

Buses run by

First Manchester

First 
transforming travel

www.firstgroup.com





Further information

Telephone information

For bus, train and tram information ring:

0870 608 2 608 *national call rate*

Mon to Fri 7am–8pm, Sat & Sun 8am–8pm

Provided by GMPTE and System One Travel.

Mail-out service and alternative formats

To ask for leaflets to be sent to you or to request large print, Braille or recorded information ring:

0870 608 2 608

Internet

Visit our Web Site

www.gmppte.com

Service changes

A summary of service changes is available in the following places:

- Web site
- Teletext page
- Bus Station posters
- Leaflet from outlets



Using this timetable

Timetables show the direction of travel, bus numbers and the days of the week.

Main stops on the route are listed on the left. Each journey reads down the page.

Where no time is shown against a particular stop, the bus does not stop there on that journey.

Check any symbols which are shown and the meanings at the bottom of the page.

A route plan is also included in this leaflet.

Tickets and information

Bus companies offer a range of tickets for use on their own buses.

For travel on any service in the County, use System One tickets, including DaySaver.

Travelshops provide tickets, information and journey planning advice on buses, trains and trams for work and pleasure.



Travelshop



Opening times of Travelshops in the area covered by this leaflet

Leigh Bus Station

Monday 1030 to 1315 and 1400 to 1800

Tue to Thur 0830 to 1315 and 1400 to 1600

Friday 0730 to 1115 and 1200 to 1500

Saturday 0830 to 1315 and 1400 to 1600

Sunday* Closed

Manchester Piccadilly Gardens

Mon to Sat 0700 to 1800

Sunday* 1000 to 1800

Manchester Shudehill Interchange

Mon to Sat 0700 to 1930

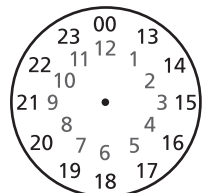
Sunday* 1000 to 1800

*Including public holidays

Using the 24 hour clock

Times are shown in four figures.

Examples: 0921 is
21 minutes past 9 am
2248 is 48 minutes
past 10 pm.



Leigh — Astley — Boothstown — Swinton — Manchester

Limited Stop 26

Mondays to Fridays

Leigh , Bus Station	0540	0600	0630	0650	0710	0740	0810	0857	0927		1457	1527	1557	1627	1707	1737	1807
Astley, St Mary's RC High School	0551	0611	0642	0702	0722	0752	0822	0908	0938	and	1508	1538	1608	1640	1718	1748	1818
Boothstown, Simpson Road	0558	0618	0650	0711	0731	0801	0831	0916	0946	every	1516	1546	1616	1648	1726	1756	1826
Worsley, Court House	0605	0625	0657	0719	0744	0814	0844	0923	0953	30	1523	1553	1623	1655	1733	1803	1833
Swinton, Civic Centre	0611	0632	0705	0729	0754	0824	0854	0930	1000	minutes	1530	1601	1631	1703	1740	1810	1840
Pendleton Church	0619	0642	0717	0744	0809	0839	0909	0942	1012	until	1542	1615	1645	1718	1752	1822	1852
Manchester , Shudehill Interchange	0633	0656	0734	0805	0835	0905	0935	1001	1031		1601	1634	1704	1739	1811	1841	1911

Leigh , Bus Station	1845	1905	2005	2105	2205	2305
Astley, St Mary's RC High School	1856	1914	2014	2114	2214	2314
Boothstown, Simpson Road	1904	1921	2021	2121	2221	2321
Worsley, Court House	1911	1927	2027	2127	2227	2327
Swinton, Civic Centre	1918	1933	2033	2133	2233	2333
Pendleton Church	1930	1943	2043	2143	2243	2343
Manchester , Shudehill Interchange	1945	1959	2059	2159	2259	2359

Bus 26 does not use every bus stop along the route. Please see the list of bus stops on the route plan for details.

– Journey provided with the financial support of Greater Manchester Passenger Transport Authority.

Connection points: – Bus – Tram

– The bus used on this journey is of a new design. It has a low floor and no steps at the entrance, which makes getting on and off easier. Pushchairs and wheelchairs can be rolled straight on and do not need to be folded up once inside the bus.




Continues after route plan

Stopping places

Bus 26

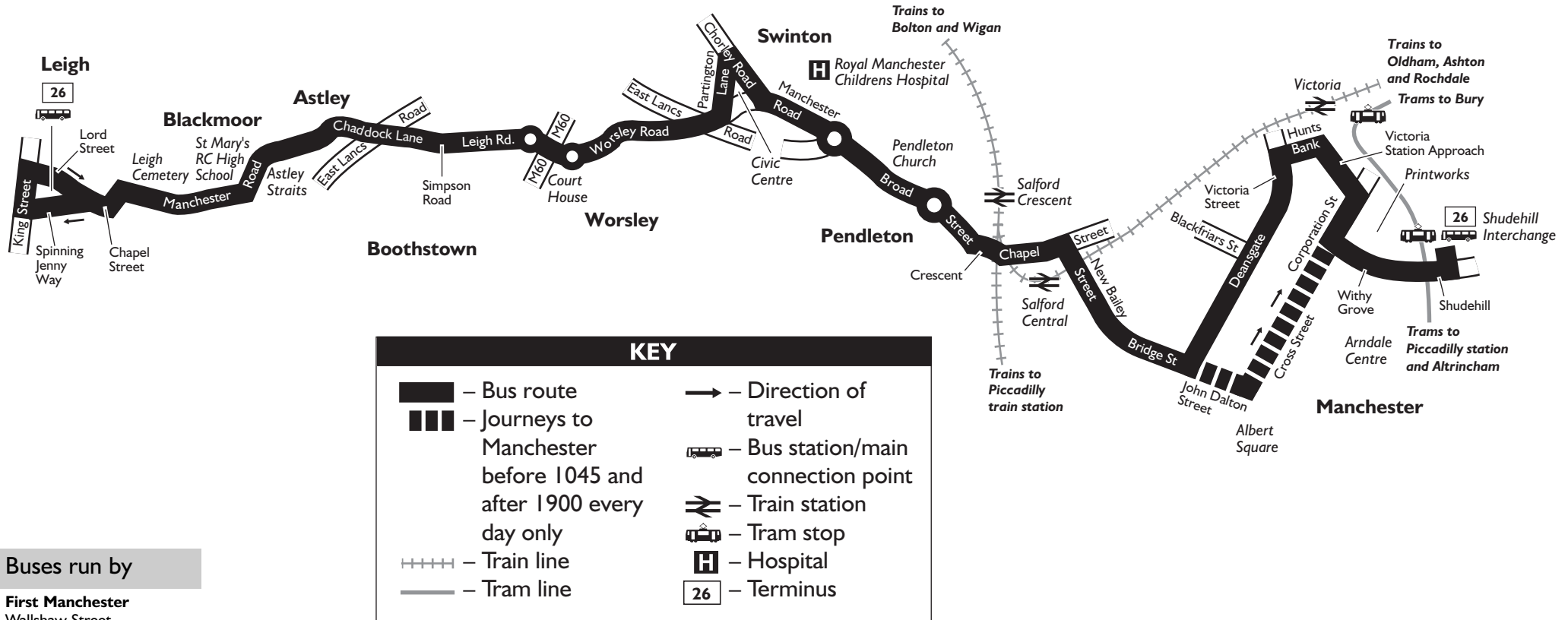
All bus stops between Leigh and Swinton, Civic Centre then at:
 Swinton, Old Market Place
 Victoria Park
 Hospital Road
 Westlands/Westwood Drive
 Pendleton Church
 Frederick Road
 Salford University
 Adelphi Street
 Salford Education Offices
 Salford Central train station
 then all stops to/from:
 Manchester, Shudehill Interchange

Connection points

-  **Bus:** Leigh bus station
Manchester Shudehill Interchange
-  **Train:** Salford Crescent train station
Salford Central train station
Manchester Victoria train station
-  **Tram:** Manchester Shudehill Interchange
Manchester Victoria tram stop

Route plan for bus number

26



Buses run by

First Manchester
 Wallshaw Street
 Oldham
 OLI 3TR
 Telephone 0161-627 2929














Printed on paper made using pulp from fully sustainable, responsibly managed forestation, which is bleached without using elemental chlorine. It has been awarded the Nordic Swan certificate, complying with stringent controls of production processes, effluent discharge and environmental impact.

! Every care has been taken to ensure the accuracy of details in this publication; details were correct at time of going to print
 © GMPT INFORMATION 2007.
 © LA08900L.











Leigh — Astley — Boothstown — Swinton — Manchester

Limited Stop 26


Saturdays

	 		     
Leigh , Bus Station 	0657 0727		1827 1905 2005 2105 2205 2305
Astley, St Mary's RC High School	0708 0738	and	1838 1914 2014 2114 2214 2314
Boothstown, Simpson Road	0716 0746	every	1846 1921 2021 2121 2221 2321
Worsley, Court House	0723 0753	30	1853 1927 2027 2127 2227 2327
Swinton, Civic Centre	0730 0800	minutes	1900 1933 2033 2133 2233 2333
Pendleton Church	0742 0812	until	1912 1943 2043 2143 2243 2343
Manchester , Shudehill Interchange  	0801 0831		1931 1959 2059 2159 2259 2359



Sundays and Public Holidays*


			     
Leigh , Bus Station 	0805		1805 1905 2005 2105 2205 2305
Astley, St Mary's RC High School	0814	and	1814 1914 2014 2114 2214 2314
Boothstown, Simpson Road	0821	every	1821 1921 2021 2121 2221 2321
Worsley, Court House	0827	hour	1827 1927 2027 2127 2227 2327
Swinton, Civic Centre	0833	until	1833 1933 2033 2133 2233 2333
Pendleton Church	0843		1843 1943 2043 2143 2243 2343
Manchester , Shudehill Interchange  	0859		1859 1959 2059 2159 2259 2359

Bus 26 does not use every bus stop along the route. Please see the list of bus stops on the route plan for details.

 – Journey provided with the financial support of Greater Manchester Passenger Transport Authority.

* – For details of buses during Christmas and New Year, please telephone 0870 608 2 608.

Connection points:  – Bus  – Tram

 – The bus used on this journey is of a new design. It has a low floor and no steps at the entrance, which makes getting on and off easier. Pushchairs and wheelchairs can be rolled straight on and do not need to be folded up once inside the bus.

Manchester — Swinton — Boothstown — Astley — Leigh

Limited Stop 26

Mondays to Fridays

Manchester, Shudehill Interchange	0605	0630	0700	0742	0812	0842				1442	1512	1542	1612	1642	1712	1742	1812	1905	2005
Pendleton Church	0622	0649	0719	0802	0832	0901	and			1501	1532	1602	1632	1704	1734	1802	1832	1921	2021
Swinton, Civic Centre	0632	0701	0731	0815	0845	0913	every			1513	1545	1615	1645	1718	1748	1815	1845	1931	2031
Worsley, Court House	0639	0708	0738	0823	0853	0920	30			1520	1553	1623	1653	1727	1757	1823	1853	1937	2037
Boothstown, Simpson Road	0646	0715	0745	0831	0901	0927	minutes			1527	1601	1631	1701	1736	1806	1831	1901	1943	2043
Astley, St Mary's RC High School	0654	0723	0753	0839	0909	0935	until			1535	1609	1639	1709	1744	1814	1839	1909	1950	2050
Leigh, Bus Station	0705	0734	0804	0851	0921	0946				1546	1621	1651	1721	1756	1826	1851	1921	1959	2059



Manchester, Shudehill Interchange	2105	2205	2305																
Pendleton Church	2121	2221	2321																
Swinton, Civic Centre	2131	2231	2331																
Worsley, Court House	2137	2237	2337																
Boothstown, Simpson Road	2143	2243	2343																
Astley, St Mary's RC High School	2150	2250	2350																
Leigh, Bus Station	2159	2259	2359																

Saturdays

Manchester, Shudehill Interchange	0700	0730	0814	0844						1814	1905	2005	2105	2205	2305
Pendleton Church	0714	0744	0831	0901	and					1831	1921	2021	2121	2221	2321
Swinton, Civic Centre	0724	0754	0843	0913	every					1843	1931	2031	2131	2231	2331
Worsley, Court House	0729	0759	0850	0920	30					1850	1937	2037	2137	2237	2337
Boothstown, Simpson Road	0734	0804	0857	0927	minutes					1857	1943	2043	2143	2243	2343
Astley, St Mary's RC High School	0742	0812	0905	0935	until					1905	1950	2050	2150	2250	2350
Leigh, Bus Station	0752	0822	0916	0946						1916	1959	2059	2159	2259	2359















Bus 26 does not use every bus stop along the route. Please see the list of bus stops on the route plan for details.

– Journey provided with the financial support of Greater Manchester Passenger Transport Authority.


Connection points: – Bus – Tram

– The bus used on this journey is of a new design. It has a low floor and no steps at the entrance, which makes getting on and off easier. Pushchairs and wheelchairs can be rolled straight on and do not need to be folded up once inside the bus.



Sundays and Public Holidays*


							
							
Manchester, Shudehill Interchange  	0805		1905	2005	2105	2205	2305
Pendleton Church	0821	and	1921	2021	2121	2221	2321
Swinton, Civic Centre	0831	every	1931	2031	2131	2231	2331
Worsley, Court House	0837	hour	1937	2037	2137	2237	2337
Boothstown, Simpson Road	0843	until	1943	2043	2143	2243	2343
Astley, St Mary's RC High School	0850		1950	2050	2150	2250	2350
Leigh, Bus Station 	0859		1959	2059	2159	2259	2359

Bus 26 does not use every bus stop along the route. Please see the list of bus stops on the route plan for details.

 – Journey provided with the financial support of Greater Manchester Passenger Transport Authority.

* – For details of buses during Christmas and New Year, please telephone 0870 608 2 608.

Connection points:  – Bus  – Tram

 – The bus used on this journey is of a new design. It has a low floor and no steps at the entrance, which makes getting on and off easier. Pushchairs and wheelchairs can be rolled straight on and do not need to be folded up once inside the bus.