



BusTimes

Changes since the last edition

Bus 26

The 0700 journey from Manchester to Leigh, on Mondays to Fridays, is retimed to run five minutes earlier.

If you have any problems with First services or suggestions to improve them, call our CareLine...

CareLine

08457-88 11 55

between 9am & 6pm Monday to Friday
Calls charged at local rates

public transport information



0871 200 22 33

10p a minute from landlines

traveline.info

7am - 8pm Mon to Fri • 8am - 8pm Sat, Sun & Public Hols

www.gmpte.com

Published by **GMPTe Information**
2 Piccadilly Place, Manchester, M1 3BG • 0161 244 1000
26506-G26-7000-0108

Bus Numbers

26



Easy access on
all buses

Serving

**Leigh
Astley
Boothstown
Worsley
Swinton
Pendleton
Manchester**

Buses run by

First Manchester

First 
transforming travel

www.firstgroup.com



Further Information

Mail-out service and alternative formats

To ask for leaflets to be sent to you, or to request large print, Braille or recorded information contact:

www.gmpte.com or 0871 200 22 33

Easy access on buses



Journeys displaying this symbol in the timetable are run with **low floor** buses which have no steps at the entrance, making getting on and off easier. Where shown, **low floor** buses have a ramp for access and a dedicated space for wheelchairs and pushchairs inside the bus.

The bus operator will always try to provide easy access services where these services are scheduled to run. In case of difficulty, please contact the bus operator.

Service changes

A summary of service changes is available in the following places:

- **Web site**
- **Teletext page**
- **Bus Station poster**
- **Leaflet from outlets**



Using this timetable

Timetables show the direction of travel, bus numbers and the days of the week.

Main stops on the route are listed on the left. Each journey reads down the page.

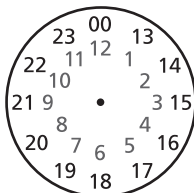
Where no time is shown against a particular stop, the bus does not stop there on that journey.

Check any symbols which are shown and the meanings at the bottom of the page.

A route plan is also included in this leaflet.

Using the 24 hour clock

Times are shown in four figures. The first two are the hour and the last two are the minutes.



Examples:

0921 is 21 minutes past 9am

2148 is 48 minutes past 9pm

Tickets and information

Bus companies offer a range of tickets for use on their own buses. For travel on any service in the County, use System One tickets, including DaySaver.

GMPTE **Travelshops** provide tickets, information and journey planning advice on buses, trains and trams for work and pleasure.



Travelshop

Opening times of GMPTE Travelshops in the area covered by this leaflet

Leigh Bus Station

Monday 9.30am to 1.15pm and 2pm to 5pm
Tue to Thur 8.30am to 1.15pm and 2pm to 4pm
Friday 7.30am to 11.15am and 12pm to 3pm
Saturday 8.30am to 1.15pm and 2pm to 4pm
Sunday* Closed

Manchester Piccadilly Gardens

Mon to Sat 7am to 6pm
Sunday* 10am to 6pm

Manchester Shudehill Interchange

Mon to Sat 7am to 7.30pm
Sunday* 10am to 1.20pm and 2pm to 6pm

*Including public holidays

Leigh — Astley — Boothstown — Swinton — Manchester

Limited Stop 26

Mondays to Fridays

Leigh , Bus Station	0540	0600	0630	0650	0710	0740	0810	0857	0927		1457	1527	1557	1627	1707	1737	1807
Astley, St Mary's RC High School	0551	0611	0642	0702	0722	0752	0822	0908	0938	and	1508	1538	1608	1640	1718	1748	1818
Boothstown, Simpson Road	0558	0618	0650	0711	0731	0801	0831	0916	0946	every	1516	1546	1616	1648	1726	1756	1826
Worsley, Court House	0605	0625	0657	0719	0744	0814	0844	0923	0953	30	1523	1553	1623	1655	1733	1803	1833
Swinton, Civic Centre	0611	0632	0705	0729	0754	0824	0854	0930	1000	minutes	1530	1601	1631	1703	1740	1810	1840
Pendleton Church	0619	0642	0717	0744	0809	0839	0909	0942	1012	until	1542	1615	1645	1718	1752	1822	1852
Manchester , Shudehill Interchange	0633	0656	0734	0805	0835	0905	0935	1001	1031		1601	1634	1704	1739	1811	1841	1911

Leigh , Bus Station	1845	1905	2005	2105	2205	2305
Astley, St Mary's RC High School	1856	1914	2014	2114	2214	2314
Boothstown, Simpson Road	1904	1921	2021	2121	2221	2321
Worsley, Court House	1911	1927	2027	2127	2227	2327
Swinton, Civic Centre	1918	1933	2033	2133	2233	2333
Pendleton Church	1930	1943	2043	2143	2243	2343
Manchester , Shudehill Interchange	1945	1959	2059	2159	2259	2359

Bus 26 does not use every bus stop along the route. Please see the list of bus stops on the route plan for details.

– Journey provided with the financial support of Greater Manchester Passenger Transport Authority.

Connection points: – Bus – Tram

– **Easy access bus.** See inside front cover of this Bus Times leaflet for details.




Continues after route plan

Stopping places

Bus 26

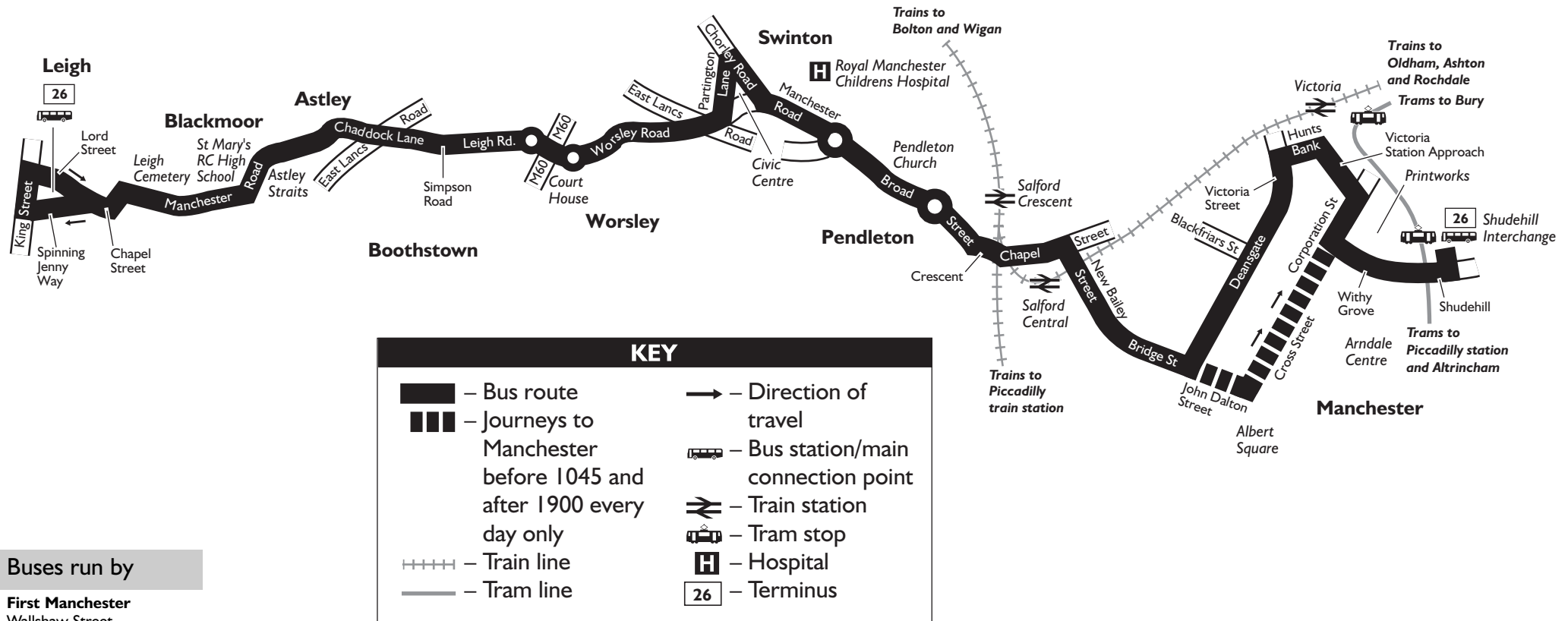
All bus stops between Leigh and Swinton, Civic Centre then at:
 Swinton, Old Market Place
 Victoria Park
 Hospital Road
 Westlands/Westwood Drive
 Pendleton Church
 Frederick Road
 Salford University
 Adelphi Street
 Salford Education Offices
 Salford Central train station
 then all stops to/from:
 Manchester, Shudehill Interchange

Connection points

-  **Bus:** Leigh bus station
Manchester Shudehill Interchange
-  **Train:** Salford Crescent train station
Salford Central train station
Manchester Victoria train station
-  **Tram:** Manchester Shudehill Interchange
Manchester Victoria tram stop

Route plan for bus number

26




Buses run by

First Manchester
 Wallshaw Street
 Oldham
 OLI 3TR
 Telephone 0161-627 2929














Printed on paper made using pulp from fully sustainable, responsibly managed forestation, which is bleached without using elemental chlorine. It has been awarded the Nordic Swan certificate, complying with stringent controls of production processes, effluent discharge and environmental impact.

 Every care has been taken to ensure the accuracy of details in this publication; details were correct at time of going to print
 © 100026 10 GMPTE 2008











Leigh — Astley — Boothstown — Swinton — Manchester

Limited Stop 26

Saturdays

									
Leigh , Bus Station 	0657	0727		1827	1905	2005	2105	2205	2305
Astley, St Mary's RC High School	0708	0738	and	1838	1914	2014	2114	2214	2314
Boothstown, Simpson Road	0716	0746	every	1846	1921	2021	2121	2221	2321
Worsley, Court House	0723	0753	30	1853	1927	2027	2127	2227	2327
Swinton, Civic Centre	0730	0800	minutes	1900	1933	2033	2133	2233	2333
Pendleton Church	0742	0812	until	1912	1943	2043	2143	2243	2343
Manchester , Shudehill Interchange  	0801	0831		1931	1959	2059	2159	2259	2359

Sundays and Public Holidays*


								
Leigh , Bus Station 	0805		1805	1905	2005	2105	2205	2305
Astley, St Mary's RC High School	0814	and	1814	1914	2014	2114	2214	2314
Boothstown, Simpson Road	0821	every	1821	1921	2021	2121	2221	2321
Worsley, Court House	0827	hour	1827	1927	2027	2127	2227	2327
Swinton, Civic Centre	0833	until	1833	1933	2033	2133	2233	2333
Pendleton Church	0843		1843	1943	2043	2143	2243	2343
Manchester , Shudehill Interchange  	0859		1859	1959	2059	2159	2259	2359

Bus 26 does not use every bus stop along the route. Please see the list of bus stops on the route plan for details.

 – Journey provided with the financial support of Greater Manchester Passenger Transport Authority.

* – For details of buses during Christmas and New Year, please ring 0871 200 22 33.

Connection points:  – Bus  – Tram

 – **Easy access bus.** See inside front cover of this Bus Times leaflet for details.

Manchester — Swinton — Boothstown — Astley — Leigh

Limited Stop 26

Monday to Fridays

Manchester, Shudehill Interchange	0605	0630	0655	0742	0812	0842											
Pendleton Church	0622	0649	0714	0802	0832	0901	and										
Swinton, Civic Centre	0632	0701	0726	0815	0845	0913	every										
Worsley, Court House	0639	0708	0733	0823	0853	0920	30										
Boothstown, Simpson Road	0646	0715	0740	0831	0901	0927	minutes										
Astley, St Mary's RC High School	0654	0723	0748	0839	0909	0935	until										
Leigh, Bus Station	0705	0734	0759	0851	0921	0946											

Manchester, Shudehill Interchange	2105	2205	2305
Pendleton Church	2121	2221	2321
Swinton, Civic Centre	2131	2231	2331
Worsley, Court House	2137	2237	2337
Boothstown, Simpson Road	2143	2243	2343
Astley, St Mary's RC High School	2150	2250	2350
Leigh, Bus Station	2159	2259	2359

Saturdays

Manchester, Shudehill Interchange	0700	0730	0812	0842						
Pendleton Church	0714	0744	0829	0859	and					
Swinton, Civic Centre	0724	0754	0841	0911	every					
Worsley, Court House	0729	0759	0848	0918	30					
Boothstown, Simpson Road	0734	0804	0855	0925	minutes					
Astley, St Mary's RC High School	0742	0812	0903	0933	until					
Leigh, Bus Station	0752	0822	0914	0944						

Bus 26 does not use every bus stop along the route. Please see the list of bus stops on the route plan for details.

– Journey provided with the financial support of Greater Manchester Passenger Transport Authority.










Connection points: – Bus – Tram

– **Easy access bus.** See inside front cover of this Bus Times leaflet for details.

Manchester — Swinton — Boothstown — Astley — Leigh

Limited Stop 26

Sundays and Public Holidays*


							
Manchester , Shudehill Interchange  	0805		1905	2005	2105	2205	2305
Pendleton Church	0821	and	1921	2021	2121	2221	2321
Swinton, Civic Centre	0831	every	1931	2031	2131	2231	2331
Worsley, Court House	0837	hour	1937	2037	2137	2237	2337
Boothstown, Simpson Road	0843	until	1943	2043	2143	2243	2343
Astley, St Mary's RC High School	0850		1950	2050	2150	2250	2350
Leigh , Bus Station 	0859		1959	2059	2159	2259	2359

Bus 26 does not use every bus stop along the route. Please see the list of bus stops on the route plan for details.

 – Journey provided with the financial support of Greater Manchester Passenger Transport Authority.

* – For details of buses during Christmas and New Year, please ring 0871 200 22 33.

Connection points:  – Bus  – Tram

 – **Easy access bus.** See inside front cover of this Bus Times leaflet for details.